

# THE REPORT ON ATHLETIC PROGRAM PARTICIPATION RATES AND FINANCIAL SUPPORT DATA (EADA)

Northwood University  
4000 Whiting Drive  
Midland, MI 48640  
[www.northwood.edu](http://www.northwood.edu)

Any coeducational institution of higher education that participates in Title IV, the federal student aid program, and has an intercollegiate athletic program, must comply with the *EADA* by preparing an annual report, officially called *The Report on Athletic Program Participation Rates and Financial Support Data*; more commonly known as the EADA Report.

Federal regulations require that the following information, based on the previous reporting year, be available for inspection by students, prospective students, and the public by October 15 of each year.

**Name of Reporting Institution:** Northwood University – Michigan Campus- Midland, MI

**Information for the Reporting Year:** July 1, 2016 – June 30, 2017

**Number of Undergraduates (i.e.; full-time, baccalaureate, degree –seeking students) by Gender:**

	<u>Number</u>	<u>Percent</u>
Male undergraduates:	1,160	60%
Female undergraduates:	787	40%
Total undergraduates:	1,947*	

\*The above enrollment by gender includes students from the University's traditional and adult degree programs. Generally, full-time students in the adult degree programs do not participant in the University athletic programs.

**Institutional Contact:**

Primary Contact Person: Tricia M. Mead  
Title: Director of Compliance & Tax Matters  
Telephone: 989-837-4187  
Fax: 989-832-9590  
E-Mail: [mead@northwood.edu](mailto:mead@northwood.edu)

**Current Classification:** NCAA Division II

# Equity in Athletics 2017

Institution: Northwood University (171492)  
User ID: E1714921

## Screening Questions

Please answer these questions carefully as your responses will determine which subsequent data entry screens are appropriate for your institution.

### 1. How will you report Operating (Game-day) Expenses?

By Team

Per Participant

### 2. Select the type of varsity sports teams at your institution.

- Men's Teams
- Women's Teams
- Coed Teams

### 3. Do any of your teams have assistant coaches?

Yes

- Men's Teams
- Women's Teams
- Coed Teams

No

- If you save the data on this screen, then return to the screen to make changes, note the following:
- 1) If you select an additional type of team remember to include associated data for that type of team on subsequent screens;
- 2) If you delete a type of team but have already entered associated data on other screens, all associated data for that type of team will be deleted from subsequent screens. However, because the survey system has to recalculate the totals, you must re-save every screen.

## Sports Selection - Men's and Women's Teams

Select the varsity sports teams at your institution.

Sport	Men's	Women's Sport	Men's	Women's
Archery	<input type="checkbox"/>	<input type="checkbox"/> Badminton	<input type="checkbox"/>	<input type="checkbox"/>
Baseball	<input checked="" type="checkbox"/>	Basketball	<input checked="" type="checkbox"/>	<input checked="" type="checkbox"/>
Beach Volleyball	<input type="checkbox"/>	<input type="checkbox"/> Bowling	<input type="checkbox"/>	<input type="checkbox"/>
Cross Country	<input type="checkbox"/>	<input type="checkbox"/> Diving	<input type="checkbox"/>	<input type="checkbox"/>
Equestrian	<input type="checkbox"/>	<input type="checkbox"/> Fencing	<input type="checkbox"/>	<input type="checkbox"/>
Field Hockey		<input type="checkbox"/> Football	<input checked="" type="checkbox"/>	
Golf	<input checked="" type="checkbox"/>	<input checked="" type="checkbox"/> Gymnastics	<input type="checkbox"/>	<input type="checkbox"/>
Ice Hockey	<input type="checkbox"/>	<input type="checkbox"/> Lacrosse	<input type="checkbox"/>	<input type="checkbox"/>
Rifle	<input type="checkbox"/>	<input type="checkbox"/> Rodeo	<input type="checkbox"/>	<input type="checkbox"/>
Rowing	<input type="checkbox"/>	<input type="checkbox"/> Sailing	<input type="checkbox"/>	<input type="checkbox"/>
Skiing	<input type="checkbox"/>	<input type="checkbox"/> Soccer	<input checked="" type="checkbox"/>	<input checked="" type="checkbox"/>
Softball		<input checked="" type="checkbox"/> Squash	<input type="checkbox"/>	<input type="checkbox"/>
Swimming	<input type="checkbox"/>	<input type="checkbox"/> Swimming and Diving (combined)	<input type="checkbox"/>	<input type="checkbox"/>
Synchronized Swimming		<input type="checkbox"/> Table Tennis	<input type="checkbox"/>	<input type="checkbox"/>
Team Handball	<input type="checkbox"/>	<input type="checkbox"/> Tennis	<input checked="" type="checkbox"/>	<input checked="" type="checkbox"/>
Track and Field (Indoor)	<input type="checkbox"/>	<input type="checkbox"/> Track and Field (Outdoor)	<input type="checkbox"/>	<input type="checkbox"/>
Track and Field and Cross Country (combined)	<input checked="" type="checkbox"/>	<input checked="" type="checkbox"/> Volleyball	<input type="checkbox"/>	<input checked="" type="checkbox"/>
Water Polo	<input type="checkbox"/>	<input type="checkbox"/> Weight Lifting	<input type="checkbox"/>	<input type="checkbox"/>
Wrestling	<input type="checkbox"/>	<input type="checkbox"/> Other Sports (Specify sports in the caveat box.)*	<input type="checkbox"/>	<input type="checkbox"/>

CAVEAT

\* If you indicated in the caveat box that your other sports are Dancing and/or Cheerleading, please specify in the caveat box that these are competitive varsity teams (i.e., not pep squads).

- If you save the data on this screen, then return to the screen to make changes, note the following:
  - 1) If you select an additional team remember to include associated data for that sport on subsequent screens;
  - 2) If you delete a sport but have already entered associated data on other screens, all associated data for that sport will be deleted from subsequent screens. However, because the survey system has to recalculate the totals, you must re-save every screen.

## Athletics Participation - Men's and Women's Teams

Enter the number of participants as of the day of the first scheduled contest.

Varsity Teams	Men's Teams	Women's Teams
Baseball	59	
Basketball	23	26
Football	133	
Golf	15	12
Soccer	28	20
Softball		27
Tennis	7	8
Track and Field and Cross Country (combined)	55	47
Track and Field (Indoor)	28	20
Track and Field (Outdoor)	19	18
Cross Country	8	9
Volleyball		19
Total Participants Men's and Women's Teams	320	159
Unduplicated Count of Participants	291	129

(This is a head count. If an individual participates on more than one team, count that individual only once on this line.)

### CAVEAT

(For each men's or women's team that includes opposite sex participants, specify the number of male and the number of female students on that team in this caveat box. This does not apply for coed teams. Additionally, provide any other clarifying information here.)

If you save the data on this screen, then return to the screen to make changes, please note you must re-save every screen because the survey system has to recalculate the totals.

## Head Coaches - Men's Teams

For each men's team, indicate whether the head coach is male or female, was assigned to the team on a full-time or part-time basis, and whether the coach was employed by the institution on a full-time basis or on a part-time or volunteer basis, by entering a 1 in the appropriate field. The Swimming and Diving (combined) fields allow up to 2 head coaches. The Track and Field and Cross Country (combined) fields allow up to 3.

Varsity Teams	Male Head Coaches				Female Head Coaches				Total Head Coaches
	Assigned to Team on a Full-Time Basis	Assigned to Team on a Part-Time Basis	Full-Time Institution Employee	Part-Time Institution Employee or Volunteer	Assigned to Team on a Full-Time Basis	Assigned to Team on a Part-Time Basis	Full-Time Institution Employee	Part-Time Institution Employee or Volunteer	
Baseball	1		1						1
Basketball	1		1						1
Football	1		1						1
Golf		1	1						1
Soccer	1		1						1
Tennis		1	1						1
Track and Field and Cross Country (combined)		1	1						1
Coaching Position Totals	4	3	7	0	0	0	0	0	7

CAVEAT

## Head Coaches - Women's Teams

For each women's team, indicate whether the head coach is male or female, was assigned to the team on a full-time or part-time basis, and whether the coach was employed by the institution on a full-time basis or on a part-time or volunteer basis, by entering a 1 in the appropriate field. The Swimming and Diving (combined) fields allow up to 2 head coaches. The Track and Field and Cross Country (combined) fields allow up to 3.

Varsity Teams	Male Head Coaches			Female Head Coaches					Total Head Coaches
	Assigned to Team on a Full-Time Basis	Assigned to Team on a Part-Time Basis	Full-Time Institution Employee	Part-Time Institution Employee or Volunteer	Assigned to Team on a Full-Time Basis	Assigned to Team on a Part-Time Basis	Full-Time Institution Employee	Part-Time Institution Employee or Volunteer	
Basketball	1		1						1
Golf		1	1						1
Soccer	1		1						1
Softball	1		1						1
Tennis		1	1						1
Track and Field and Cross Country (combined)		1	1						1
Volleyball	1		1						1
<b>Coaching Position Totals</b>	<b>4</b>	<b>3</b>	<b>7</b>	<b>0</b>	<b>0</b>	<b>0</b>	<b>0</b>	<b>0</b>	<b>7</b>

CAVEAT

## Head Coaches' Salaries - Men's and Women's Teams

Enter only salaries and bonuses that your institution pays head coaches as compensation for coaching. Do not include benefits on this screen.  
Do not include volunteer coaches in calculating the average salary and the Full-Time Equivalent (FTE) Total.  
For help calculating the FTE total click on the instructions link on this screen.

	Men's Teams	Women's Teams
Average Annual Institutional Salary per Head Coaching Position (for coaching duties only)	73,228	57,854
Number of Head Coaching Positions Used to Calculate the Average	7	7
Number of Volunteer Head Coaching Positions (Do not include these coaches in your salary or FTE calculations.)	0	0
Average Annual Institutional Salary per Full-time equivalent (FTE)	93,199	73,632
Sum of Full-Time Equivalent (FTE) Positions Used to Calculate the Average	5.50	5.50
CAVEAT		

## Assistant Coaches - Men's Teams

For each men's team, indicate whether the assistant coach is male or female, was assigned to the team on a full-time or part-time basis, and whether the coach was employed by the institution on a full-time basis or on a part-time or volunteer basis, by entering a 1 in the appropriate field.

Varsity Teams	Male Assistant Coaches				Female Assistant Coaches				Total Assistant Coaches
	Assigned to Team on a Full-Time Basis	Assigned to Team on a Part-Time Basis	Full-Time Institution Employee	Part-Time Institution Employee or Volunteer	Assigned to Team on a Full-Time Basis	Assigned to Team on a Part-Time Basis	Full-Time Institution Employee	Part-Time Institution Employee or Volunteer	
Baseball	1	2	1	2					3
Basketball	2		2						2
Football	6	4	7	3					10
Golf		1		1					1
Soccer	1	1	1	1					2
Tennis									0
Track and Field and Cross Country (combined)		2	2						2
Coaching Position Totals	10	10	13	7	0	0	0	0	20
CAVEAT									



## Assistant Coaches - Women's Teams

For each women's team, indicate whether the assistant coach is male or female, was assigned to the team on a full-time or part-time basis, and whether the coach was employed by the institution on a full-time basis or on a part-time or volunteer basis, by entering a 1 in the appropriate field.

Varsity Teams	Male Assistant Coaches				Female Assistant Coaches				Total Assistant Coaches
	Assigned to Team on a Full-Time Basis	Assigned to Team on a Part-Time Basis	Full-Time Institution Employee	Part-Time Institution Employee or Volunteer	Assigned to Team on a Full-Time Basis	Assigned to Team on a Part-Time Basis	Full-Time Institution Employee	Part-Time Institution Employee or Volunteer	
Basketball					3		3		3
Golf									0
Soccer		1		1	1		1		2
Softball		1		1	1		1		2
Tennis									0
Track and Field and Cross Country (combined)		2	2						2
Volleyball					1	1	2		2
Coaching Position Totals	0	4	2	2	6	1	7	0	11
CAVEAT									



## Assistant Coaches' Salaries - Men's and Women's Teams


Enter only salaries and bonuses that your institution pays assistant coaches as compensation for coaching. Do not include benefits on this screen.  
Do not include volunteer coaches in calculating the average salary and the Full-Time Equivalent (FTE) Total.  
For help calculating the FTE total click on the Instructions link on this screen.

	Men's Teams	Women's Teams
Average Annual Institutional Salary per Assistant Coaching Position (for coaching duties only)	31,796	25,761
Number of Assistant Coaching Positions Used to Calculate the Average	20	11
Number of Volunteer Assistant Coaching Positions (Do not include these coaches in your salary or FTE calculations.)	0	0
Average Annual Institutional Salary per Full-time equivalent (FTE)	49,488	42,294
Sum of Full-Time Equivalent (FTE) Positions Used to Calculate the Average	12.85	6.70
CAVEAT		

## Athletically Related Student Aid - Men's and Women's Teams

Athletically related student aid is any scholarship, grant, or other form of financial assistance, offered by an institution, the terms of which require the recipient to participate in a program of intercollegiate athletics at the institution. Other student aid, of which a student-athlete simply happens to be the recipient, is not athletically related student aid. If you do not have any aid to report, enter a 0.

	<b>Men's Teams</b>	<b>Women's Teams</b>	<b>Total</b>
Amount of Aid	2,309,813	1,525,055	3,834,868
Ratio (percent)	60	40	100%
CAVEAT			



## Recruiting Expenses - Men's and Women's Teams

Recruiting expenses are all expenses an institution incurs attributable to recruiting activities. This includes, but is not limited to, expenses for lodging, meals, telephone use, and transportation (including vehicles used for recruiting purposes) for both recruits and personnel engaged in recruiting, and other expenses for official and unofficial visits, and all other expenses related to recruiting. If you do not have any recruiting expenses to report, enter a 0.


	Men's Teams	Women's Teams	Total
Total	50,862	18,208	69,070
CAVEAT			

## Operating (Game-Day) Expenses - Men's and Women's Teams by Team

Operating expenses are all expenses an institution incurs attributable to home, away, and neutral-site intercollegiate athletic contests (commonly known as "game-day expenses"), for (A) Lodging, meals, transportation, uniforms, and equipment for coaches, team members, support staff (including, but not limited to team managers and trainers), and others; and (B) Officials.  
 For a sport with a men's team and a women's team that have a combined budget, click here for special instructions.  
 Report actual numbers, not budgeted or estimated numbers. Please do not round beyond the next dollar.

Varsity Teams	Participants	Men's Teams		Women's Teams		Total Operating Expenses
		Operating Expenses per Participant	By Team Participants	Operating Expenses per Participant	By Team Participants	
Basketball	23	4,960	114,090	26	3,055	79,440
Football	133	1,002	133,329			133,329
Baseball	59	1,821	107,410			107,410
Golf	15	1,524	22,853	12	1,200	14,397
Soccer	28	1,653	46,292	20	1,705	34,097
Softball				27	3,015	81,415
Tennis	7	3,184	22,291	8	2,234	17,871
Track and Field and Cross Country (combined)	55	574	31,558	47	644	30,271
Volleyball				19	2,606	49,521
<b>Total Operating Expenses Men's and Women's Teams</b>	<b>320</b>		<b>477,823</b>	<b>159</b>	<b>307,012</b>	<b>784,835</b>

CAVEAT




**Note: This screen is for game-day expenses only.**

## Total Expenses - Men's and Women's Teams

Enter all expenses attributable to intercollegiate athletic activities. This includes appearance guarantees and options, athletically related student aid, contract services, equipment, fundraising activities, operating expenses, promotional activities, recruiting expenses, salaries and benefits, supplies, travel, and any other expenses attributable to intercollegiate athletic activities.

Report actual numbers, not budgeted or estimated numbers. Please do not round beyond the next dollar.

<b>Varsity Teams</b>	<b>Men's Teams</b>	<b>Women's Teams</b>	<b>Total</b>
Basketball	789,397	776,460	1,565,857
Football	1,826,458		1,826,458
Baseball	490,072		490,072
Golf	177,275	211,176	388,451
Soccer	448,218	333,768	781,986
Softball		433,864	433,864
Tennis	198,643	268,504	467,147
Track and Field and Cross Country (combined)	281,039	251,616	532,655
Volleyball		444,093	444,093
Total Expenses of all Sports, Except Football and Basketball, Combined	1,595,247	1,943,021	3,538,268
Total Expenses Men's and Women's Teams	4,211,102	2,719,481	6,930,583
Not Allocated by Gender/Sport (Expenses not attributable to a particular sport or sports)			1,317,093
Grand Total Expenses			8,247,676
CAVEAT			



## Total Revenues - Men's and Women's Teams

Your total revenues must cover your total expenses.

Enter all revenues attributable to intercollegiate athletic activities. This includes revenues from appearance guarantees and options, an athletic conference, tournament or bowl games, concessions, contributions from alumni and others, institutional support, program advertising and sales, radio and television, royalties, signage and other sponsorships, sport camps, state or other government support, student activity fees, ticket and luxury box sales, and any other revenues attributable to intercollegiate athletic activities.

Report actual numbers, not budgeted or estimated numbers. Please do not round beyond the next dollar.

<b>Varsity Teams</b>	<b>Men's Teams</b>	<b>Women's Teams</b>	<b>Total</b>
Basketball	789,397	776,460	1,565,857
Football	1,826,458		1,826,458
Baseball	490,072		490,072
Golf	177,275	211,176	388,451
Soccer	448,218	333,768	781,986
Softball		433,864	433,864
Tennis	198,643	268,504	467,147
Track and Field and Cross Country (combined)	281,039	251,616	532,655
Volleyball		444,093	444,093
Total Revenues of all Sports, Except Football and Basketball, Combined	1,595,247	1,943,021	3,538,268
Total Revenues Men's and Women's Teams	4,211,102	2,719,481	6,930,583
Not Allocated by Gender/Sport (Revenues not attributable to a particular sport or sports)			1,317,093
Grand Total for all Teams (includes by team and not allocated by gender/sport)			8,247,676

CAVEAT



## Summary - Men's and Women's Teams

Your Grand Total Revenues must be equal to or greater than your Grand Total Expenses or you will not be able to lock your survey.

	Men's Teams	Women's Teams	Total
1 Total of Head Coaches' Salaries	512,596	404,978	917,574
2 Total of Assistant Coaches' Salaries	635,920	283,371	919,291
3 Total Salaries (Lines 1+2)	1,148,516	688,349	1,836,865
4 Athletically Related Student Aid	2,309,813	1,525,055	3,834,868
5 Recruiting Expenses	50,862	18,208	69,070
6 Operating (Game-Day) Expenses	477,823	307,012	784,835
7 Summary of Subset Expenses (Lines 3+4+5+6)	3,987,014	2,538,624	6,525,638
8 Total Expenses for Teams	4,211,102	2,719,481	6,930,583
9 Total Expenses for Teams Minus Subset Expenses (Line 8 – Line 7)	224,088	180,857	404,945
10 Not Allocated Expenses			1,317,093
11 Grand Total Expenses (Lines 8+10)			8,247,676
12 Total Revenues for Teams	4,211,102	2,719,481	6,930,583
13 Not Allocated Revenues			1,317,093
14 Grand Total Revenues (Lines 12+13)			8,247,676
15 Total Revenues for Teams minus Total Expenses for Teams (Line 12-Line 8)	0	0	0
16 Grand Total Revenues Minus Grand Total Expenses (Line 14- Line 11)			0

To return to a data entry screen, click on the link in the Navigation Menu.

To proceed to the Supplemental Information screen, click on the link in the Navigation Menu or click on the "Next" button on this screen.



## Supplemental Information (optional)

This screen may be used to help the reader better understand the data you have provided, or to help a prospective student-athlete make an informed choice of an athletics program.

This information will be viewable on the EADA public website. Please do not include the names of individuals or write messages to the help desk.

To explain specific data entered on a previous screen, please use the caveat box on that screen.

Enrollment reported by gender includes students from the University's traditional and adult degree program. Generally, full-time students in the adult degree program do not participate in the university's athletic programs.